



# CUSTOM IRON DOORS

Hand forged iron doors, railings, windows, & more...



GARAGE  
LIVING



# WHY?

Garage Living of New Jersey proudly partners with Forever Iron Doors. We have spared no expense to perfect our product in order to bring you excellent quality and service at a highly competitive price. If you are ordering one of our custom Garage Doors, we are often able to match the style and finish for your entry door. This provides the ultimate expression of style and function. For the ultimate look, we can even integrate your favorite automotive logo into your new door design. Ask your Garage Living design consultant for details today.





# THE IRON DOOR DIFFERENCE

So your old door is rotted, warped, and needs constant maintenance.  
Why Iron?

The average customer doesn't know much about Iron works other than their visual appeal. We firmly believe that every customer deserves to know what they're buying and why.

IRON DOORS	WOOD DOORS	FIBERGLASS DOORS
Lasts forever	High maintenance	Finish requires maintenance
Never warps	Can warp	If made with wood components, can warp
Rust proof Zinc powder coating	Can easily decay	Can decay if frame/mull posts are wood or door slab penetrated
Never rots	Extremely difficult to repair	Stained finishes difficult to repair
Easiest/cheapest refinishing process of all door types	Repairing finish costly, multiple sandings	Repairing finish costly, requires multiple sanding and gel coat painting
Least expensive/ highly versatile for custom designs	Custom extremely costly	Custom extremely costly and limited
Comes with luxury door handles/lock	Must buy quality door lock	Must buy quality door lock
Lifetime Structural Warranty	Never warrantied without overhang	Varies by manufacturer



# FINISHING PROCESS

1. Submerge into acid etching mixture to increase adhesion properties and remove debris.
2. Coat with hot zinc phosphate to form a rust-proof, silver tone barrier.
3. Dry in an oven room to remove excess moisture and secure zinc phosphate adhesion.
4. Coat welding seams with steel putty and sand until smooth.
5. Spray 2 coats of red-oxide anti-rust primer via electrostatic spray to ensure even distribution.
6. Bake unit at 365 degrees Fahrenheit for 20 minutes to cure.
7. Spray 2 coats of automotive grade powder base coat.
8. Bake unit at 365 degrees for 20 minutes.
9. Apply artisan faux finish by hand.
10. Spray 2 coats of protective exterior urethane for maximum UV protection.
12. Final curing at 365 degrees to harden the final finish and prepare for shipping.





# COMPONENTS



Flush bolts that pin into the door jamb



High quality 12g steel (superior to 14/16 g)




2" thick door tube injected with urethane insulation




Adjustable tension roller catch for easy and secure operation




Tempered Double pane 5/8" insulated and operable glass. Weather stripping perimeter around each glass panel.



High quality door sweep to prevent draft



Standard Deadbolt lock




Forged and welded hinges with grease fittings



# THERMAL BREAK

*add-on*

Any door or window can be made using thermal break technology.



Opting for thermal break allows for the best performance in hot and cold weather climates.

The thermal break consists of an exterior and interior door panel separated by an internal panel connector. The internal panel connector serves as a barrier to help stop the transfer of heat and cold from the exterior to the interior of the door panel. In addition to this system, the door itself is injected with a closed cell polyurethane foam. The foam itself is not a thermal break, but an insulator.



# HURRICANE RATED

*add-on*

Any door or window can be made into a hurricane proof custom product.  
Certain limitations may apply.

Forever Custom Iron Doors provides hurricane proof doors to protect our products against the harsher elements. We ship the best iron doors across the country so that Americans everywhere can enjoy a blend of beauty and security.





# STOCK DOORS

We consistently order a collection of door designs that we offer continuously.



They vary from classic wrought iron design to modern design.  
Our inventory is continuously growing with new styles and configurations!





# STOCK DOORS

## *Valencia*




Glass: Aquatex  
Finish: Oil Rub Bronze  
Handle: 1D Modified



# STOCK DOORS

## *Florence*




Glass: Water Cubic  
Finish: Aged Bronze  
Handle: 1E



# STOCK DOORS

## *Venice*



Glass: Water Cubic

Finish:

Oil Rub Bronze (Single Door)


Coffee (Double Door)

Handle: B7



# STOCK DOORS

*Chanel*



Glass: Aquatex

Finish: Antique

Oil Rub Bronze

Handle: 1J



# STOCK DOORS

*Sierra*



Glass: Aquatex

Finish: Antique

Oil Rub Bronze

Handle: 2A



# STOCK DOORS

## *Dublin*



Glass: Sand Blasted

Finish: Black

Handle: 1N-2



# STOCK DOORS

*Roma*



Glass: Rain


Finish: Aged Bronze

Handle: 1L



# STOCK DOORS

*Vienna*



Glass: Water Cubic


Finish: Black

Handle: 2A



# STOCK DOORS

## *Colonia*



Glass: Rain (Single)

Clear (Double)


Finish: Black

Handle: Colonia



# STOCK DOORS

## *Americana*



Glass: Chinese Flemish


Finish: Coffee

Handle: Fortress



# STOCK DOORS

*Villa*



Glass: Water Cubic (Single)

Glue Chip (Double)


Finish: Black

Handle: Fortress



# STOCK DOORS

*Sobe*



Glass: Clear


Finish: Black

Handle: B16



# CUSTOM DOUBLE DOORS

If one of our stock doors doesn't suit your needs, we provide a free custom design service to help you get your door exactly how you want it. Sit with one of our designers and create a door like no one else's!





# CUSTOM DOUBLE DOORS




01



02



03



04



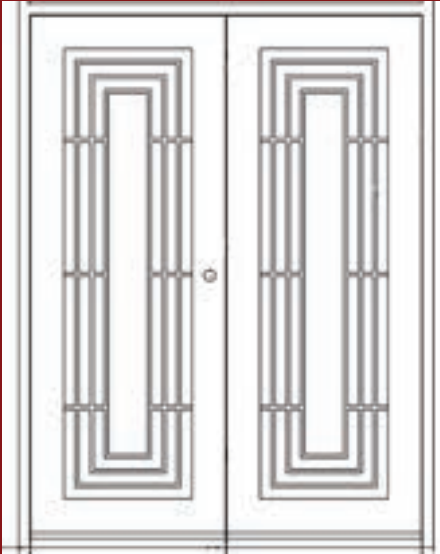
05



06



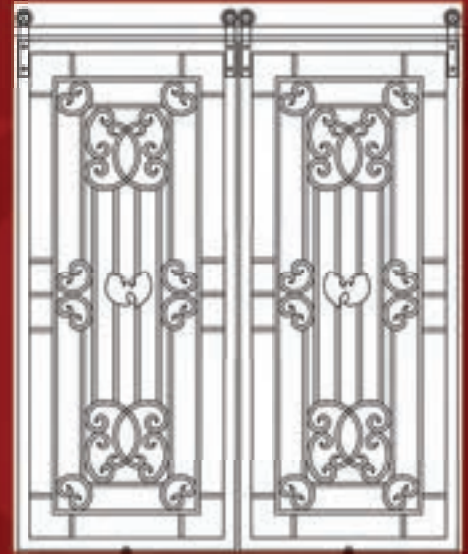
# CUSTOM DOUBLE DOORS



07



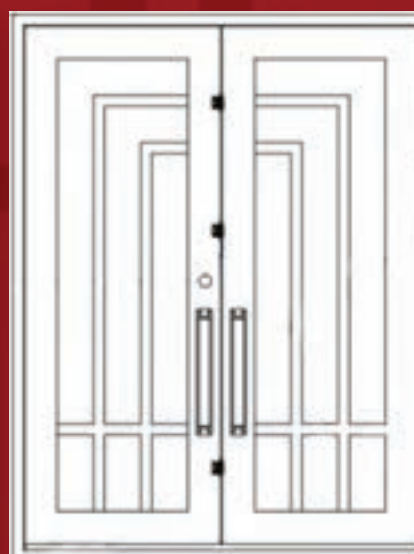
08



09



10



11



12



# CUSTOM DOUBLE DOORS




13



14



15



16



17



18




# CUSTOM SINGLE DOORS





# CUSTOM SINGLE DOORS



19



20



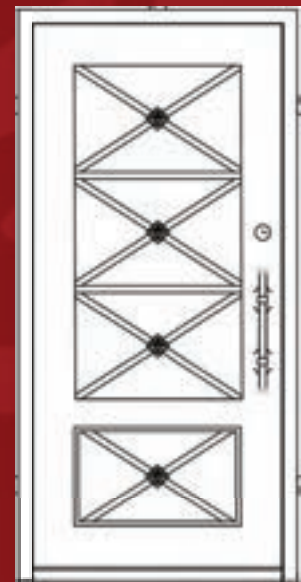
21



22



23



26




# CUSTOM WINDOWS

Many have an iron door, but nothing says elegance and grandeur like a wrought iron window to match.





# CUSTOM WINDOWS






# CUSTOM WINDOWS



27



28



29



30







31



32



# DOOR & WINDOW COMBOS






# DOOR & WINDOW COMBOS



33




34




35




# DOOR & WINDOW COMBOS



36



37



38



# CUSTOM GATES & RAILINGS







# DESIGN PROCESS

Sit with one of our designers and create a one of a kind design unique to you.  
We will help you create something special for your home.

After we provide you with a free measurement, make a design appointment  
with us to get rolling.

Bring us a photo of your home, and we will help you with the design process.  
From ideation to execution- our designers will walk you through it.

After your design is made, we will help you decide what glass, finish,  
and handles would compliment your design.





# HANDLES



**1L**



**1L-2**



**1E**



**1E-2**



**B17**



**B16**



**FORTRESS**



**B09**



**B10**



**B12**



**COLONIA**



**LION HEAD**



# HANDLES



**1D**



**1D MODIFIED**



**1D-2**



**1D MODIFIED-2**



**1N-2**



**B20**



**B14**



**2A**



**1K**



**1G**



**1J**



**CUSTOM**



# FINISH OPTIONS



CS001



CS005



CS009



CS010



CS007



CS002



CS011



CS012



CS021



CS006



CS008



CS003



# GLASS OPTIONS



**LOW-E**



**TEA**



**SEA GLASS**



**WATER  
CUBIC**



**REEDED**



**RAIN**



**PEBBLE**



**SAND  
BLASTED**



**ICE**



**DIAMOND**



**CHINESE  
FLEMISH**



**AQUATEX**



**BRONZE  
REFLECTIVE**



**BLUE  
REFLECTIVE**



**SMOKE  
REFLECTIVE**



# INSTALLATION

Our installation process usually takes 3-5 hours. Our guys are the best in the business, with years of experience. You can expect your installation to go smoothly when you choose to install with us.





# MAINTENANCE TIPS

## TO CLEAN:

USE A MILD CLEANSER, VEGETABLE-BASED SOAP, LIQUID CASTILE, OR REGULAR DISH SOAP - 1 TBS. TO 1 QT. OF WATER.

SOAK A LINT-FREE CLOTH IN THE MIXTURE, AND THEN USE IT TO WIPE THE WROUGHT IRON GENTLY.

RINSE OFF THE CLEANERS WITH WATER.

AVOID CUASTIC CLEANERS.

## TO DRY:

ONCE YOU WIPE THE DOOR USING THE CLEANSER AND A PIECE OF CLOTH, ENSURE YOU DO NOT LEAVE THE CLEANSER TO AIR DRY.

THE PRESENCE OF CHEMICALS AND MINERALS PRESENT IN THE CLEANSER CAN STAIN AND DAMAGE THE LOOK OF THE DOOR.

USE A DRY PIECE OF CLOTH OR SPONGE TO DRY THE DOOR.



# MAINTENANCE TIPS

## RUST REMOVAL:

IN CASE THE DOOR ALREADY HAS RUST, YOU CAN USE A METAL BRUSH OR SANDPAPER TO SCRAPE OFF THE RUST AND FLAKING PAINT.

FOR MINOR RUST, YOU CAN USE AN EMERY CLOTH TO REMOVE THE RUST, THEN COAT WITH FURNITURE WAX, CAR WAX, OR BEESWAX.

IF THE RUST IS SUBSTANTIAL, SCRAPE THE RUST OFF WITH A WIRE BRUSH OR SANDPAPER. APPLY A COAT OF PRIMER, AND APPLY METAL PAINT.

## REGULARLY OIL HINGES:

IF YOU LIVE IN A COASTAL REGION, WE SUGGEST YOU MAINTAIN THE DOOR AND HINGES MORE FREQUENTLY BECAUSE OF THE SALT IN THE AIR.



# WARRANTY & POLICY INFORMATION

WE HAVE ONE OF THE LONGEST WARRANTIES  
IN THE INDUSTRY.

GIVEN PROPER MAINTENANCE, THE FINISH ON THE PRODUCT IS  
WARRANTED FOR A PERIOD OF FIVE (5) YEARS FROM DATE OF DELIVERY.

THERE IS A LIFETIME WARRANTY ON THE STRUCTURE OF THE PRODUCT.

THE WARRANTY SHALL BE VOID IF THE GOODS WERE DAMAGED BY  
CONTRACTORS OR WERE REPAIRED WITHOUT PROPER AUTHORIZATION.  
SUCH WARRANTY SHALL NOT BE APPLICABLE TO NORMAL WEAR AND TEAR.

SUCH AS, BUT NOT LIMITED TO:

DOOR THRESHOLD, DOOR SWEEP, WEATHER STRIPPING,  
ELEMENTS OF NATURE, NATURAL DISASTERS, STRIKES,  
ACTS OF GOD, OR OTHER EVENTS BEYOND CONTROL.